


Use the Canvas Instructor Mobile App to Access Canvas Courses

maggie vecchione - 2023-07-05 - Comments (0) - Preparing for Semester Startup

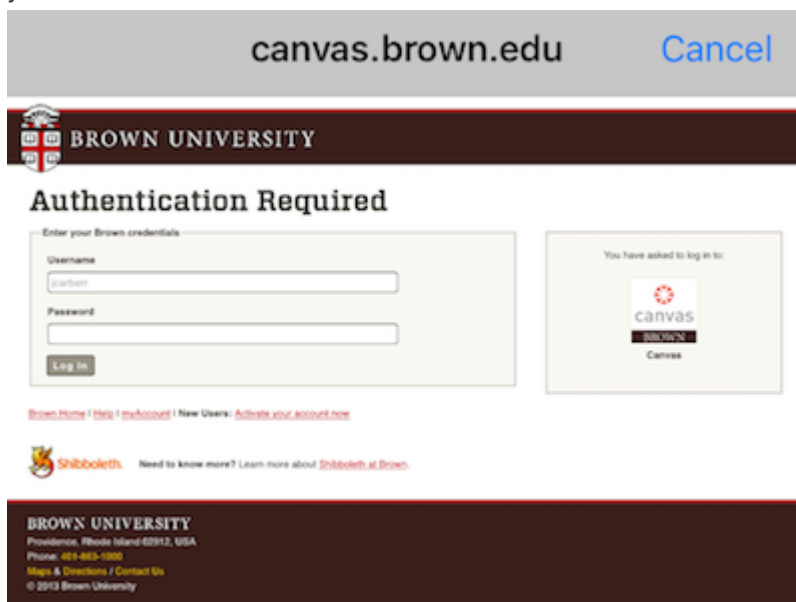
You can access your Canvas course content from an Android phone, iPhone, or iPad.

To access your Canvas courses:

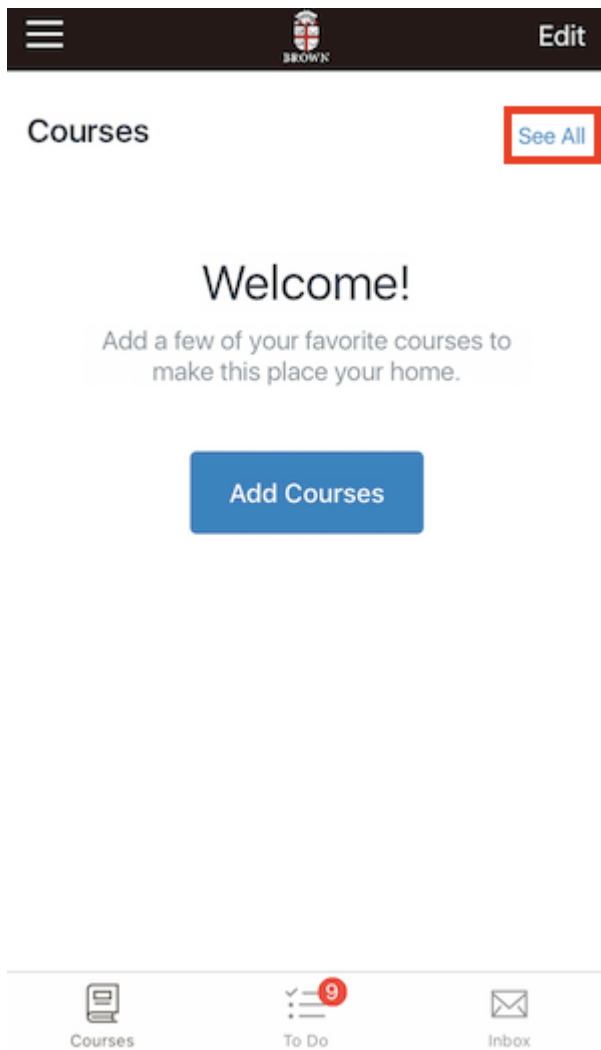
1. Install the **Canvas Teacher** app from Google Play store for Android or iTunes store for iPhones.
2. Open the Canvas app.



3. When prompted for your school name enter **canvas.brown.edu**. The app will ask for Brown University authentication.
4. Log in with your **Brown username and password**. The app will request access to your account.

The image shows a screenshot of the Canvas login interface for Brown University. At the top, there is a grey bar with the text "canvas.brown.edu" and a blue "Cancel" button. Below this is a dark red header with the Brown University logo and name. The main section is titled "Authentication Required" and contains a form with fields for "Username" (containing "ucarbon") and "Password", with a "Log in" button. To the right of the form is a box that says "You have asked to log in to:" followed by the Canvas logo and "Brown University Canvas". At the bottom, there are links for "Brown Home", "Help", "myAccount", "New Users", and "Activate your account now". A "Shibboleth" logo and text are also present, along with contact information for Brown University.

5. You will see a list of your Canvas courses.



Your Canvas app allows you to:

- **Grade** - browse submissions and provide feedback to students with the mobile SpeedGrader
- **Communicate** - send announcements and messages
- **Make Updates** - change due dates, publish assignments and update course content