

Set Varied Due Dates by Section for Canvas Assignments, Discussions, and Quizzes

Stephanie Obodda - 2023-07-03 - Comments (0) - Assignments

When creating an Assignment, Discussion, or Quiz, you can assign due dates that vary by class section.

Assign due dates


1. In the **Assign** menu near the bottom of the assignment creation page, select one or more class sections in the **Assign to** box, then enter the corresponding due date in the **Due** box.

Assign



Assign to

Everyone x

Due

Jul 31 at 11:59pm 
Sun Jul 31, 2016 11:59pm

Available from

Jul 24 at 12am  until Jul 31 at 11:59 
Sun Jul 24, 2016 Sun Jul 31, 2016 11:59pm

+ Add

Note: When creating a Discussion, select Graded in the Discussion options to enable varied due dates.

1. To add more due dates, click **+ Add**, then repeat step 1.
2. To set varied dates of availability, enter availability dates for the assignment, quiz, or discussion in the **Available from** boxes for each group that you are assigning the assignment.

Note: Assignments with varied due dates are marked as having Multiple Due Dates across the entire course site.

Assignments: more info...		25%
Introduce Yourself		out of 5
Extra Credit 1		out of 0
Extra Credit 2	Multiple Due Dates	out of 0
Assignment #1	Multiple Due Dates	out of 10
Assignment #2	Feb 1 at 12am	out of 5
Take This Quiz	Multiple Due Dates	out of 19

Related Content

- [Create & Customize Canvas Assignments](#)