

See Who's Looking at Your Tableau Server Content

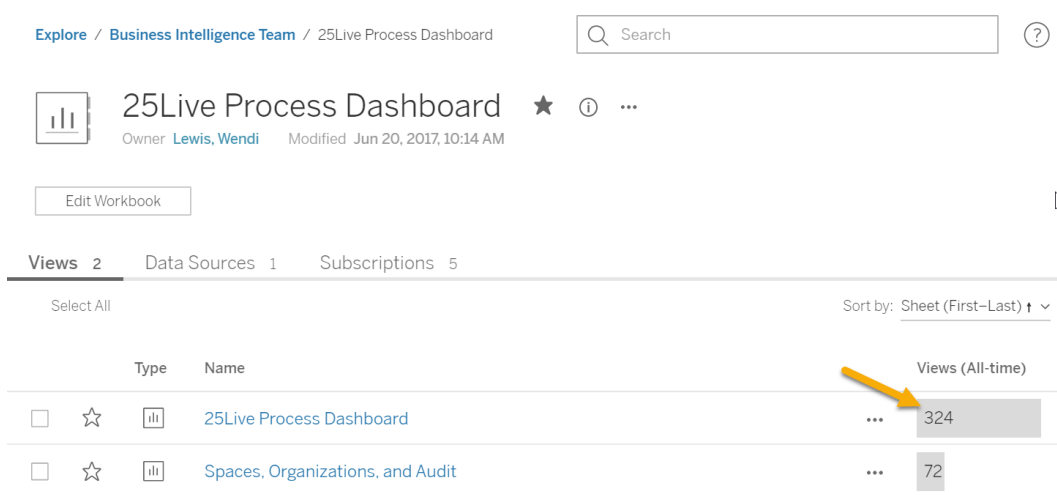
Wendi Lewis - 2020-03-19 - Comments (0) - Tableau

If you are a licensed Tableau Desktop user that publishes to Tableau Server, ever wondered who is looking at your visualizations and how often?

Check out the following [Tableau Server](#) tools in to give you insight on the usage of your content.

View's (All-time)

Navigate to a view, and notice the **View's (All-time)** count.



Explore / Business Intelligence Team / 25Live Process Dashboard



25Live Process Dashboard

Owner Lewis, Wendi Modified Jun 20, 2017, 10:14 AM

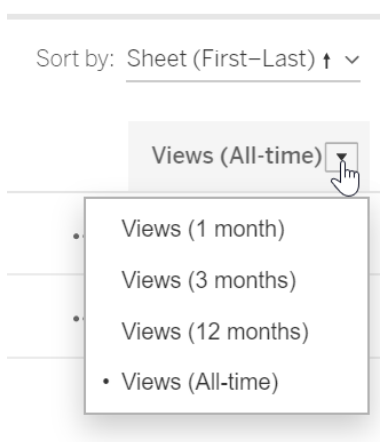
Edit Workbook

Views 2 Data Sources 1 Subscriptions 5

Select All Sort by: Sheet (First-Last) ↑ ↓

Type	Name	Views (All-time)
<input type="checkbox"/> ☆ 	25Live Process Dashboard	324
<input type="checkbox"/> ☆ 	Spaces, Organizations, and Audit	72

To change this to a limited time frame, next to **Views (All-time)**, click the drop down arrow and then select your time frame



Sort by: Sheet (First-Last) ↑ ↓

Views (All-time) ↓

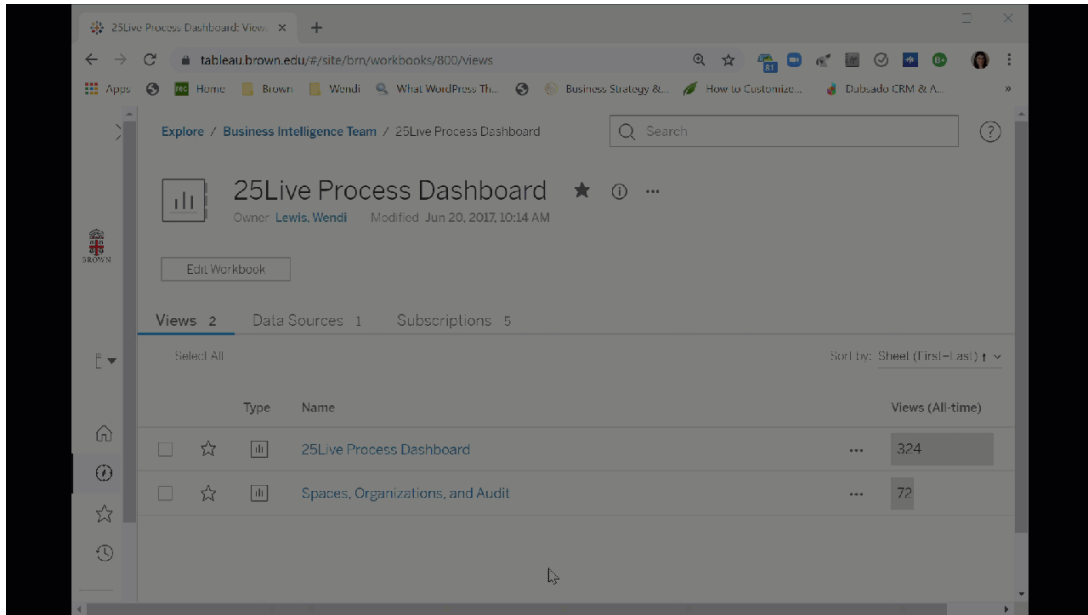
- Views (1 month)
- Views (3 months)
- Views (12 months)
- Views (All-time)

Who Has Seen This View?

You can view a list of users who have seen a view, including the last viewed date and times

viewed.

Next to a view, click the ellipsis, and then select **Who Has Seen This View?**



Workbook Utilization Project

In Tableau Server, publishers have access to the [Workbook Utilization project](#) to take a deeper look at content usage in their project(s).