

Panopto Video Quizzes for Canvas Assignment Grades

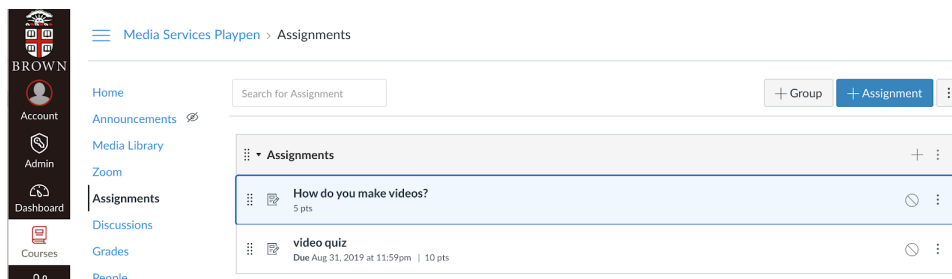
Kyle Sloane - 2020-06-03 - Comments (0) - Panopto

Instructors can create Panopto video assignments that are synced with Canvas Gradebook and will report back in-video quiz results to be counted towards student grades or participation.

Creating an Assignment (Instructor)

This step requires you have already [added quizzes to your video in Panopto](#).

1. Log in to Canvas and navigate to the course in which you want to create a Panopto video assignment. Select the Assignments tab from the left-hand navigation. Then select the + Assignment button, located in the top right-hand corner.



2. Give the assignment a title and assign it the number of points it is worth. Please note: the setting Display Grades As is required to be set to Points, as Panopto does not support any of the other grading types at this time.

Home

Announcements

Assignments

Discussions

Grades

People

Pages

Files

Syllabus

Outcomes

Quizzes

Modules

Panopto Video

Conferences

Collaborations

Settings

Panopto External Assignment

HTML Editor

Points 10

Assignment Group Assignments

Display Grade as Points

Do not count this assignment towards the final grade

3. For the Submission Type, select External Tool. Then, select the Find button menu .

Submission Type

External Tool

External Tool Options

Enter or find an External Tool URL

http://www.example.com/launch Find

Load This Tool In A New Tab

4. When Find is selected, a pop-up window will appear with a list of your Canvas external tools. Select Media Library

Configure External Tool



Select a tool from the list below, or enter a URL for an external tool you already know is configured with Basic LTI to add a link to it to this module.

Canvas

Library Resources

Library Resources LTI Tool

Media Library





5. In the next pop-up window select which video you'd like to set as the assignment that includes the in-video quiz questions. Select Insert. (Note: you can also set your Video Embed Options prior to inserting the video.)

Link Resource from External Tool x

Lecture Capture Demo Search under "Lecture Capture Demo"

Choose Upload Record

 **Panopto Demo 8/31/16**
8/31/2016

 **Lecture 2**
5/16/2016

Video Embed Options

Aspect Ratio: Width (px): Height (px):

Start At (HH:mm:ss, hours and minutes optional): Interactivity:

Autoplay Enable 'Watch in Panopto' Show Title Show Logo

Insert

If you embed a video with multiple quizzes, they will be rolled up into one score and tracked as one assignment instead of as individual quizzes in the video.

6. In the Assign box, you can set the availability for the assignment and its due date. Select Save for later editing or Save & Publish to make it available to students during the availability dates set in the Assign box.

Assign

Assign to

Everyone ✕

Due

Apr 24 11:59pm 📅

Fri Apr 24, 2020 11:59pm

Available from **Until**

Apr 20 12am 📅

Apr 24 11:59pm 📅

Mon Apr 20, 2020 Fri Apr 24, 2020 11:59pm

+ Add

Notify users that this content has changed

Cancel
Save & Publish
Save

7. Once saved, the assignment will now show up on the Assignments page and can be edited by the instructor .

- Home
- Announcements
- Media Library
- Zoom
- Assignments
- Discussions
- Grades
- People
- Pages
- Files

+ Group
+ Assignment
⋮

⋮ ▾ **Assignments** + ⋮

⋮ 📄 **How do you make videos?** 🗑️ ⋮
5 pts

⋮ 📄 **video quiz** 🗑️ ⋮
Due Aug 31, 2019 at 11:59pm | 10 pts

⋮ 📄 **Panopto External Assignment** 🗑️ ⋮
10 pts

****Please note: Students must use the link in the assignment in order for their grade to reported back to Canvas. Watching the video directly in the media library will not count for the assignment points.*

Seeing Grades (Instructor)

1. Log in to Canvas and navigate to the course in which you have created the assignment. From the left-hand navigation, select Grades

Home

Announcements

Assignments

Discussions

Grades

People

Pages

2. The Panopto external assignment will show up in the grid and the scores of anyone who has taken it will also show up.

History118C > Grades

Individual View

Filter by student name or secondary ID

Import Export

Student Name	Secondary ID	Worksheet (Week 1) Out of 2	Friday Quiz (Week 1) Out of 1	Graded Not Quiz Out of 1	content-item test Out of 0	Text based assignment Out of 50	Panopto External Assignment Out of 0	Assignments
Jay Minster	jminster@panopto.com	-	-	-	-	-	-	-
Stress Student	knorman@panopto.com	-	-	1	-	T	-	100%
TestUpload	rhoades.cory@gmail.com	-	-	-	-	-	-	-
Andy Tumas	dhanan2@panopto.com	-	0	-	-	-	-	0%

3. You can also select Individual View from the Gradebook drop down to see the individual students and their performance, comments, and answers

Content Selection

Select a student ⌵

Select an assignment ⌵

Grading

Grade for: Panopto External Assignment

(out of 0)

Excuse This Assignment for the Selected Student

This assignment has been resubmitted since it was graded last.

4. You can also message students and view data about the assignment

Note: It may take three to six hours for the student grades to populate into the Canvas gradebook.

Student Information

Stress Student

Secondary ID: [redacted]@[redacted].com
Sections: 2015_10_06 2 (again) Olé
Grades

Assignment Group	Grade	Letter Grade	% of Grade
Assignments	100% (1 / 1)	-	-

Final Grade: 100% (1 / 1 points)

Assignment Information

Panopto External Assignment

[See this assignment in speedgrader](#)

Submission types: External tool

Graded submissions: 0

Points possible	Average Score	High Score	Low Score
No points possible	No graded submissions	No graded submissions	No graded submissions

Muted?