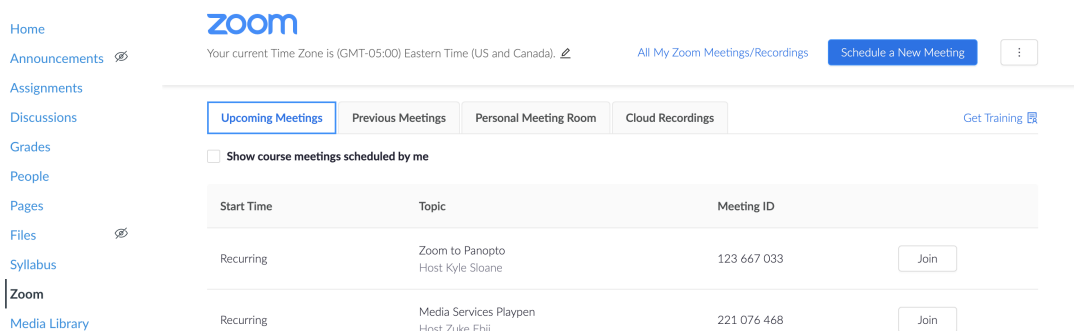


Importing Your Zoom Meeting into Canvas

Emilia Figliomeni - 2021-01-19 - 0 Comments - in Zoom for Teaching and Learning

Go to the Zoom tab in your course Canvas.

Media Services Playpen > Media Services Playpen



zoom

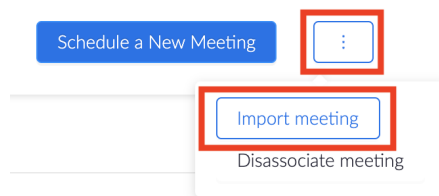
Your current Time Zone is (GMT-05:00) Eastern Time (US and Canada). [All My Zoom Meetings/Recordings](#) [Schedule a New Meeting](#)

[Upcoming Meetings](#) [Previous Meetings](#) [Personal Meeting Room](#) [Cloud Recordings](#) [Get Training](#)

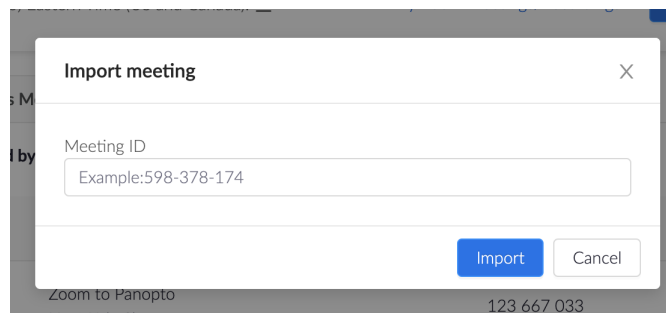
Show course meetings scheduled by me

Start Time	Topic	Meeting ID	
Recurring	Zoom to Panopto Host Kyle Sloane	123 667 033	Join
Recurring	Media Services Playpen Host Zuke Ebii	221 076 468	Join

Click on the three dots next to “Schedule a New Meeting” (you may have to scroll all the way to the right edge of the page), and click “Import meeting.”



Type in the meeting ID for your previously scheduled Zoom meeting (the 9 numbers at the end of your Zoom link), and click on “Import.”



The meeting will now appear in the list of meetings in your Zoom tab and recordings will automatically migrate from the Zoom Cloud to the Canvas Media Library (Panopto).

Tags

canvas

panopto

zoom