

Enable TurnItIn for Student Assignment Submissions

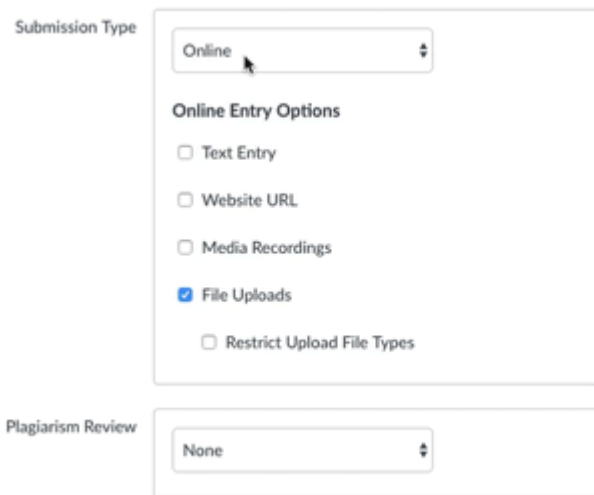
Stephanie Obodda - 2023-07-03 - Comments (0) - Grading

Turnitin is a tool that compares student papers with a vast array of online sources and paper repositories and returns a detailed report on similarities.

Note: At Brown, Turnitin can only be used within Canvas, by student-submitted papers through assignments. The Turnitin website cannot be used directly for generating reports. When you are setting up your assignments, you can select Turnitin as your Plagiarism Review tool.

How to Enable Turnitin on Canvas:

1. Log in to Canvas at canvas.brown.edu.
2. Select your course in the Global Navigation menu on the left.
3. Click **Assignments** in the Course Navigation menu.
4. Click **Add assignment**.
5. Enter the assignment title, point value, and other relevant information. Read more about creating an assignment [here](#).
6. In the **Submission Type** menu, select **Online**.



The screenshot shows two sections of the Canvas assignment settings interface. The first section, labeled "Submission Type", contains a dropdown menu with "Online" selected. Below this is the "Online Entry Options" section, which includes five radio button options: "Text Entry", "Website URL", "Media Recordings", "File Uploads" (which is selected), and "Restrict Upload File Types". The second section, labeled "Plagiarism Review", contains a dropdown menu with "None" selected.

7. Within the heading **Plagiarism Review**, choose **Turnitin**.

Plagiarism Review

None

Show originality report to students

Immediately


Group Assignment

This is a Group Assignment

8. Choose your desired settings based on the Turnitin options provided. Click **Save as default settings** to preserve your settings for future Turnitin assignments.

Plagiarism Review

Turnitin

 [Need help?](#)

Store submissions in:

Standard paper repository

Compare submissions against:

- Student repository
- Website content
- Periodicals, journals and publications

Similarity Report:

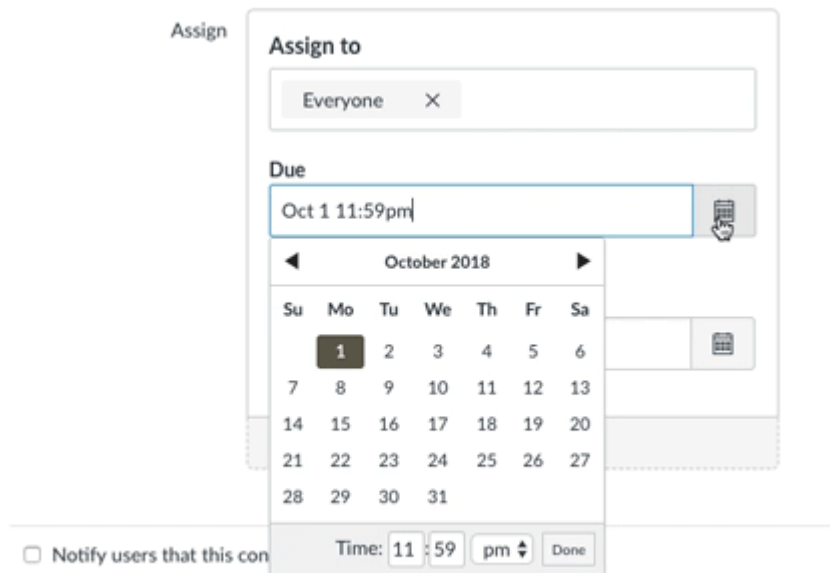
- Exclude bibliographic materials
- Exclude quoted materials
- Exclude small sources
- Enable grammar checking using ETS® e-rater® technology

Save as default settings

Show originality report to students

Immediately

9. Set due date for the assignment.



10. Click **Save and Publish**.

Accessing reports

Turnitin originality reports can be accessed through the grade book through an icon in the **Speedgrader**.

Note: Turnitin grades will not sync with the Canvas grade book. The grade will have to be manually entered into the grade book for your course.

Related Content

- [Create & Customize Canvas Assignments](#)