

## Add Media Library To Canvas

Stephanie Obodda - 2021-03-23 - Comments (0) - Online Movies

In most cases, if you have requested Lecture Capture, Online Movies, and/or are using Zoom for your Canvas site, the Media Library will be active in your course. If you don't see the Media Library on the left navigation of your Canvas site, you may activate the tool following the directions below.

1. Log in to [canvas.brown.edu](https://canvas.brown.edu).
2. Select the course for which you'd like to add Media Library.
3. Click **Settings** in the Course Navigation menu.

Conferences

Chat

Attendance

Settings

4. Click the **Navigation** tab on the top.
5. Drag the Media Library up to enable it in the Course Navigation menu.

Drag and drop items to reorder them in the course navigation.

Home	⚙️ ▼
Announcements	⚙️ ▼
Assignments	⚙️ ▼
Grades	⚙️ ▼
Files	⚙️ ▼
Syllabus	⚙️ ▼
Modules	⚙️ ▼
Media Library	⚙️ ▼
<i>Page disabled, won't appear in navigation</i>	

Drag items here to hide them from students.

Disabling most pages will cause students who visit those pages to be redirected to the course home page.

Chat	⚙️ ▼
<i>Page disabled, won't appear in navigation</i>	
Discussions	⚙️ ▼
<i>This page can't be disabled, only hidden</i>	


6. Click **Save** at the bottom of the list.


Save


The Media Library will now display in the Canvas window. By default, instructors and TAs are the only users who can [upload and add content](#); students may only view the content shared in Media Library.


### Allowing your students to upload media of their own


If you would like to enable student uploading for assignments, you can [create an Assignments Folder](#).


  
BROWN


  
Account


  
Admin

  
Dashboard

  
Courses

  
Groups

  
Calendar

  
Inbox

Media Services Playpen

Home

Announcements

Assignments

Discussions

Grades

People

**Media Library**

Pages

Files

Syllabus

Outcomes

Quizzes

Modules

Conferences

Collaborations

Search in folder "Default Term - Medi..."

Create

Default Term - Media Services Playpen


Sort by: Name Duration Date


↑

Lecture Capture

Online Movies

Add folder

  
**Student User- midterm project**  
April 28, 2016 in Default Term - Media Services Playpen  
1:44

  
**Instructor uploaded video**  
April 28, 2016 in Default Term - Media Services Playpen  
3:36

(**Note:** If your course does not display please contact the [IT Service Center](#))